

# One screen for live warehouse coordination.

Our TV dashboard brings live staffing visibility, workload balance, and sector-level activity into one operational view—helping teams move faster, stay aligned, and keep the warehouse flowing.



## Live staffing visibility

See who's working where—updated in real time.



## Workload balance

Distribute work evenly across sectors to keep flow and productivity high.



## Instant bottleneck spotting

Identify gaps and pressure points immediately—act before delays happen.




**6** active zones  
Live operational sectors



**12** assigned staff  
Across all zones



**10s** live refresh  
Real-time updates



**8** open tasks  
Across the warehouse

# Presentation mode keeps one team focused.

A dedicated, full-screen sector view helps warehouse teams stay aligned, read assignments in a glance, and work from a clean, distraction-free screen.



## Readable from a distance

Large typography and clear color coding for instant understanding.



## Built for wall-mounted screens

Optimized layout for visibility, contrast, and 24/7 operations.



## Switch sectors in seconds

Change context quickly to keep operations moving.



**8** people on shift

Across Pick & Pack sector



**16** active tasks

In progress right now




**9** completed today

Keep the momentum going

# Tasks stay visible inside each sector.

The presentation view brings assigned employees, active tasks, and priority visibility together in one sector-specific screen—so leaders can act faster and keep operations flowing.



### Employees + tasks together

See who's working and what's pending in the same sector view.



### Priority ownership

High-priority tasks are highlighted with clear ownership.



### TV-ready task visibility

Designed for live status updates on the warehouse floor.



**3** assigned  
Active employees



**5** open tasks  
Across this sector



**2** high priority  
Requires attention



**1** low priority  
Lower urgency

# Assignments can be managed in seconds.

Managers can allocate staff to departments, rebalance workloads in one click, and monitor assignment totals in real time—all from a single control screen.



## One-click rebalancing

Reassign staff and balance workloads instantly.



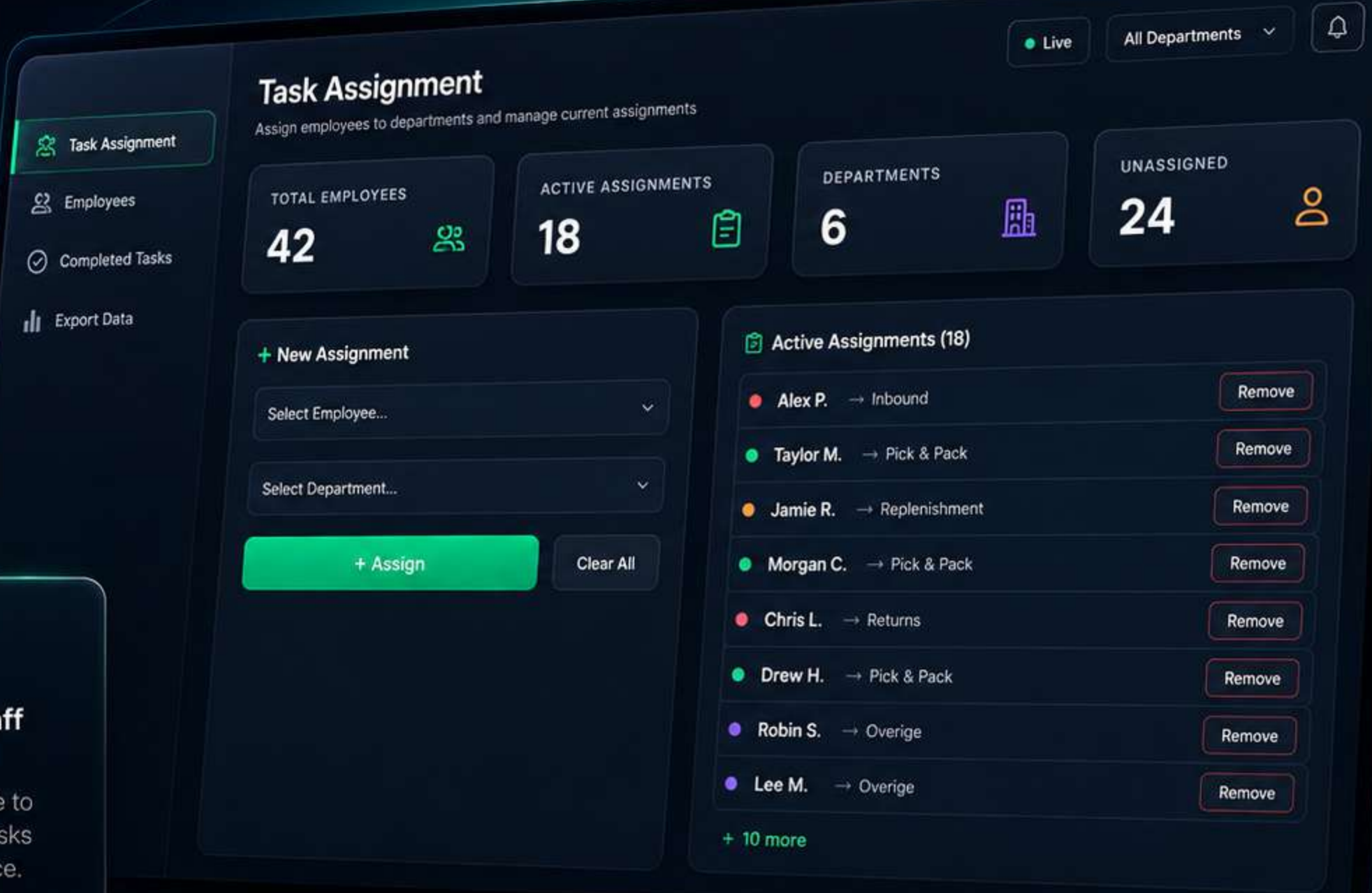
## Live assignment totals

See up-to-date counts across your entire operation.



## Central staff allocation

Assign people to teams and tasks from one place.



**42** employees  
Total in system



**18** active assignments  
Currently allocated



**6** departments  
Operational teams



**24** unassigned  
Available to allocate

# Employee management stays searchable.

The employee directory keeps profiles, assignments, and recent activity in one searchable interface—so leaders can coordinate faster and stay informed.



**Search the full directory**  
Find any employee in seconds.



**See assignment status**  
Know who's placed and where.



**Review recent activity**  
Stay updated on the latest.



**24** employees  
In the directory



**6** assigned teams  
Across operations



**8** recent updates  
In the last 7 days

+ Add Employee

## Employees

Manage your team members. Click an employee to view assignment and task history.

NAME	CURRENT ASSIGNMENT	ACTIVE TASKS	LATEST TASK ACTIVITY	ADDED	ACTIONS
Employee 001	Unassigned	No active tasks	20 Apr 2026, 10:56	24 Apr 2026	<span style="border: 1px solid #ccc; padding: 2px 5px;">History</span> <span style="border: 1px solid #ccc; padding: 2px 5px; color: red;">Delete</span>
Employee 002	<span style="background-color: #28a745; color: white; padding: 2px 5px; border-radius: 3px;">Pick &amp; Pack</span>	No active tasks	20 Apr 2026, 10:56	22 Apr 2026	<span style="border: 1px solid #ccc; padding: 2px 5px;">History</span> <span style="border: 1px solid #ccc; padding: 2px 5px; color: red;">Delete</span>
Employee 003	<span style="background-color: #6f42c1; color: white; padding: 2px 5px; border-radius: 3px;">Overige</span>	No active tasks	19 Apr 2026, 13:29	21 Apr 2026	<span style="border: 1px solid #ccc; padding: 2px 5px;">History</span> <span style="border: 1px solid #ccc; padding: 2px 5px; color: red;">Delete</span>
Employee 004	Unassigned	No active tasks	No task activity yet	21 Apr 2026	<span style="border: 1px solid #ccc; padding: 2px 5px;">History</span> <span style="border: 1px solid #ccc; padding: 2px 5px; color: red;">Delete</span>
Employee 005	<span style="background-color: #28a745; color: white; padding: 2px 5px; border-radius: 3px;">Pick &amp; Pack</span>	No active tasks	No task activity yet	20 Apr 2026	<span style="border: 1px solid #ccc; padding: 2px 5px;">History</span> <span style="border: 1px solid #ccc; padding: 2px 5px; color: red;">Delete</span>
Employee 006	Unassigned	No active tasks	No task activity yet	20 Apr 2026	<span style="border: 1px solid #ccc; padding: 2px 5px;">History</span> <span style="border: 1px solid #ccc; padding: 2px 5px; color: red;">Delete</span>
Employee 007	<span style="background-color: #6f42c1; color: white; padding: 2px 5px; border-radius: 3px;">Overige</span>	No active tasks	No task activity yet	20 Apr 2026	<span style="border: 1px solid #ccc; padding: 2px 5px;">History</span> <span style="border: 1px solid #ccc; padding: 2px 5px; color: red;">Delete</span>
Employee 008	Unassigned	No active tasks	No task activity yet	19 Apr 2026	<span style="border: 1px solid #ccc; padding: 2px 5px;">History</span> <span style="border: 1px solid #ccc; padding: 2px 5px; color: red;">Delete</span>

# Completed work remains auditable.

Every finished task is securely recorded with timestamps, ownership, and built-in controls to reopen or permanently remove records when needed—ensuring traceability, accountability, and operational confidence.



## Department-level review

Filter completed work by department to drive accountability at every level.



## Completion history

See when work started, completed, and how long it took.



## Reopen or remove records

Reopen tasks to resume work or remove records when appropriate.



12

completed tasks



3

departments



16:45

latest completion



# Operational data can be exported on demand.

Staffing, assignment, task, and activity data can be exported instantly into reporting-friendly downloads—so leaders get the right insights, right when they need them.



## CSV and XLSX outputs

Export in the format your reports require.



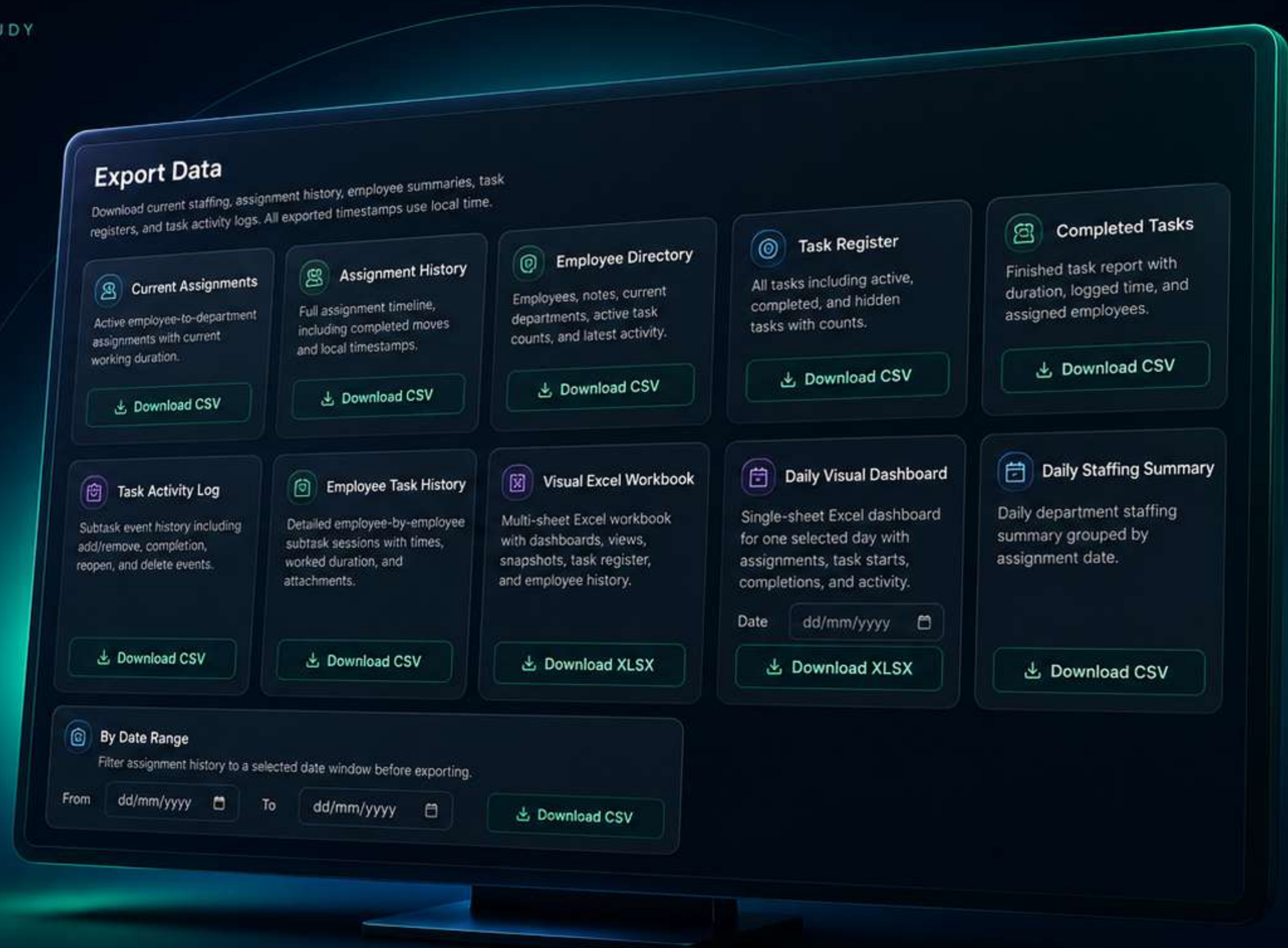
## Reporting snapshots

Capture operational views by day or date range.



## Leadership-ready data packs

Clean, structured exports built for fast decision-making.



**9** export options  
Comprehensive data coverage



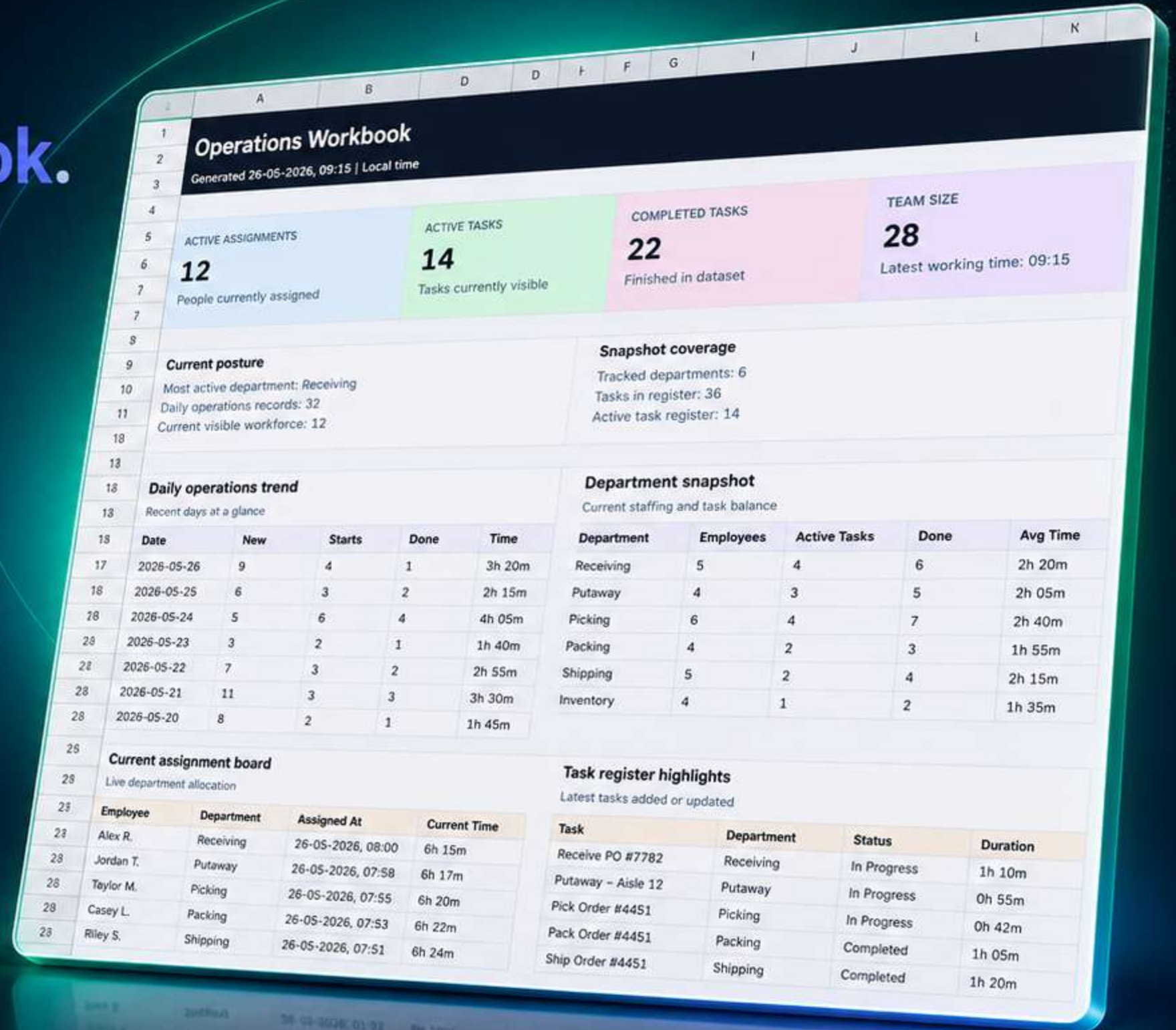
**CSV + XLSX**  
Flexible output formats



**daily snapshot export**  
Always up-to-date insights

# Every export becomes a leadership-ready workbook.

Each export rolls up operational metrics, daily trends, assignments, and department snapshots into a structured workbook—ready for analysis, sharing, and decision-making.



## Summary metrics

Key operational totals at a glance.



## Trend visibility

Daily operations trends and activity.



## Department snapshots

Staffing, workload, and balance.



12

active assignments



14

active tasks



22

completed tasks



28

team size